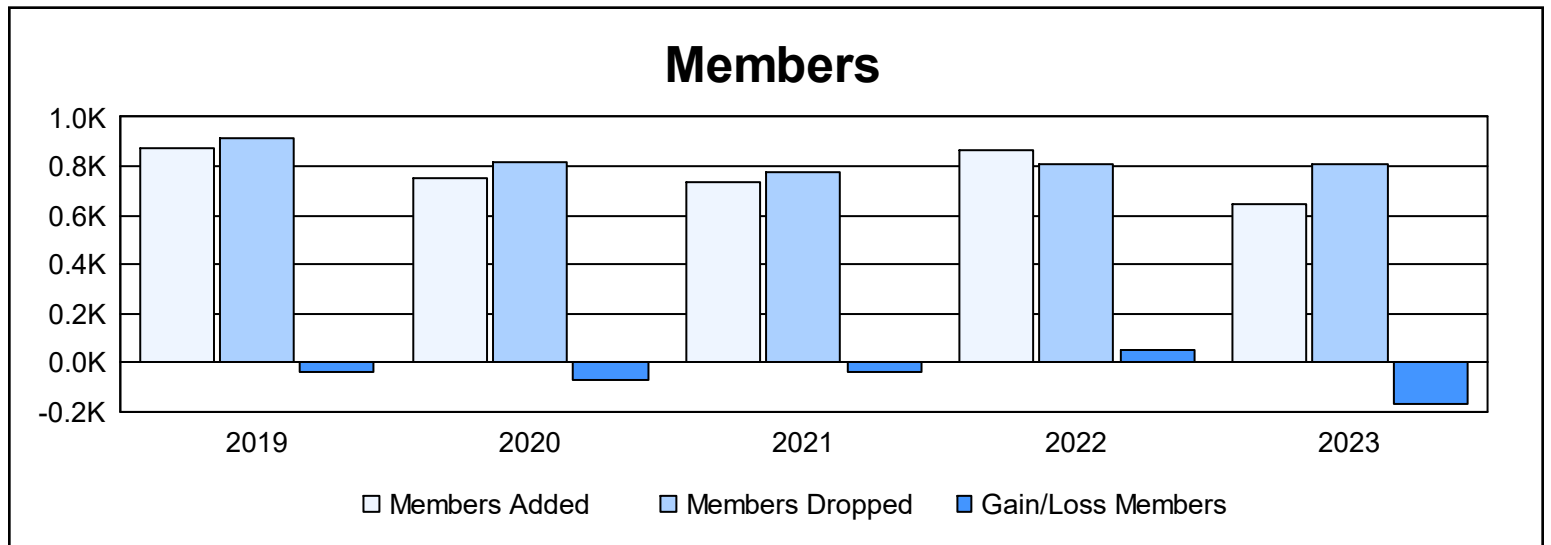
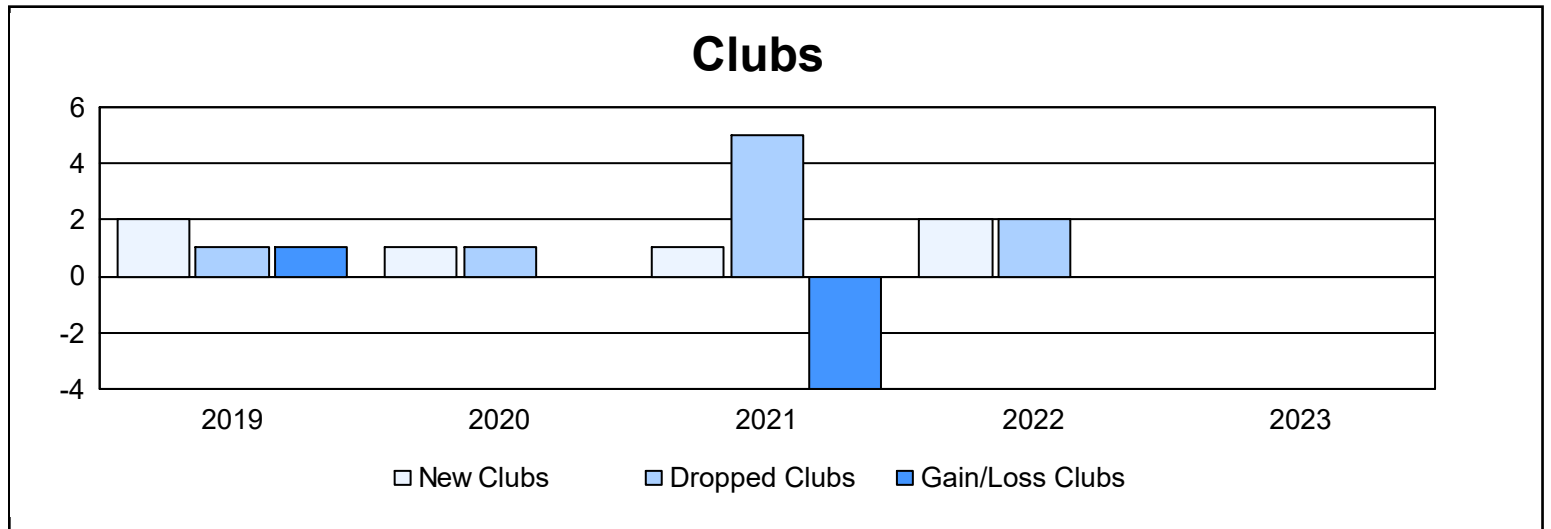
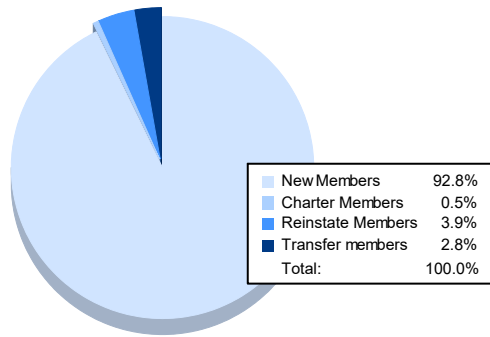


| Year | New Clubs | Dropped Clubs | Gain/ Loss Clubs | New Members | Charter Members | Reinstate Members | Transfer Members | Total Member Added | Total Members Dropped | Gain/ Loss Members |
|----------------|-----------|---------------|------------------|-------------|-----------------|-------------------|------------------|--------------------|-----------------------|--------------------|
| 2018-2019 | 2 | 1 | 1 | 749 | 98 | 23 | 4 | 874 | 915 | -41 |
| 2019-2020 | 1 | 1 | 0 | 678 | 35 | 26 | 10 | 749 | 819 | -70 |
| 2020-2021 | 1 | 5 | -4 | 656 | 40 | 28 | 11 | 735 | 775 | -40 |
| 2021-2022 | 2 | 2 | 0 | 738 | 104 | 13 | 9 | 864 | 809 | 55 |
| 2022-2023 | 0 | 0 | 0 | 596 | 3 | 25 | 18 | 642 | 810 | -168 |
| Average | 1 | 2 | -1 | 683 | 56 | 23 | 10 | 773 | 826 | -53 |



Membership Composition June 2023 Cumulative



Gender Composition June 2023 Cumulative

